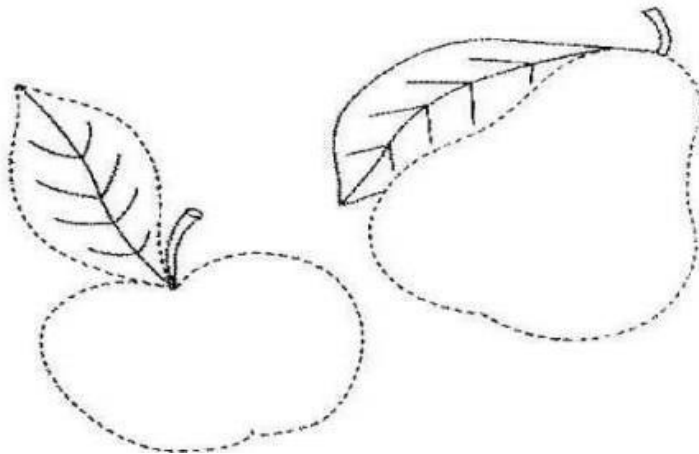

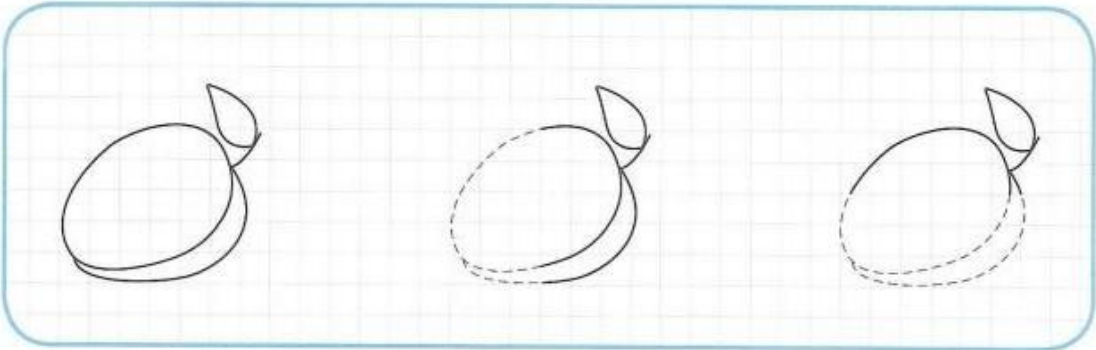



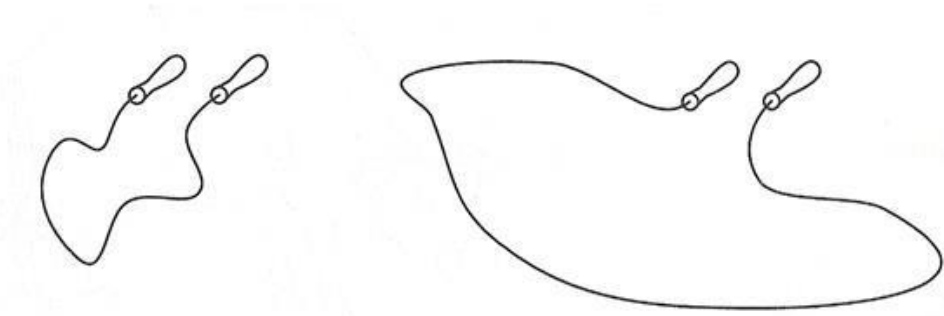
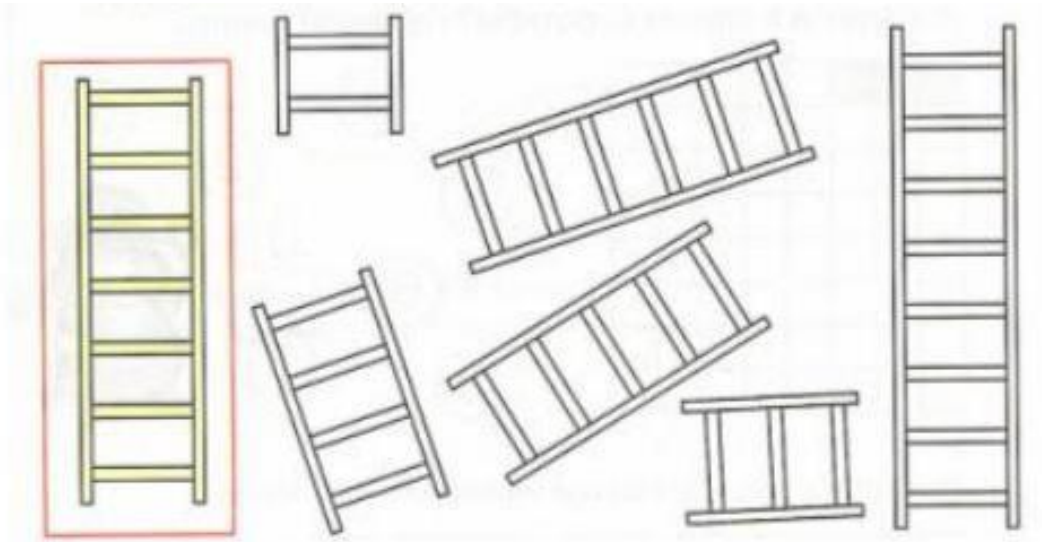
*Problem 1



Problem 2.

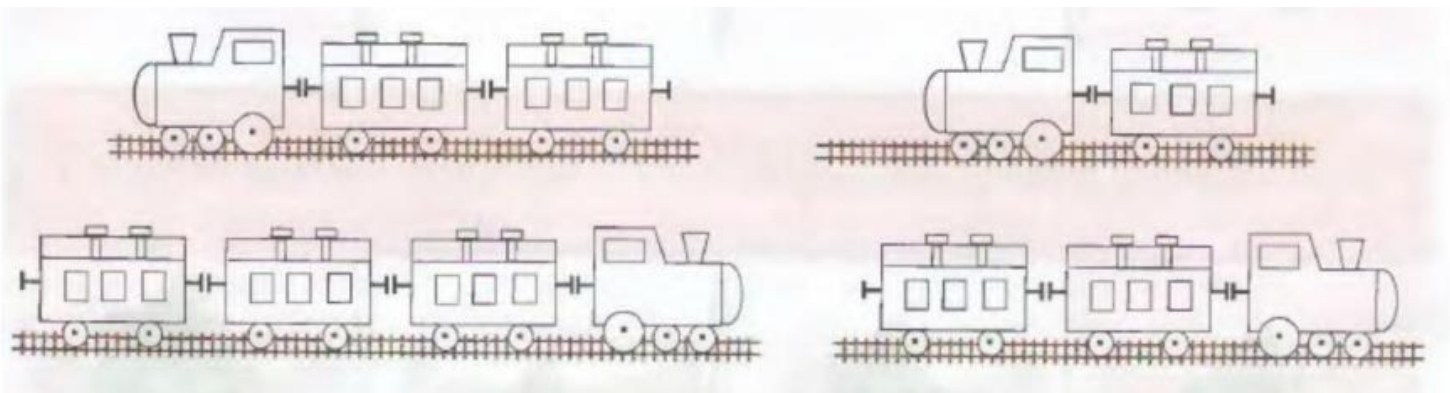
3
Three






Problem 4.

Color the long train in yellow, the short train in blue and the trains that have the same length in red.



Problem 5.

Name the animals. Are the farm animals or wild one? Why? Discuss the difference between them and similarities(example: they both have 2 eye where you cannot see the other eye since you view it from the side. They oth have one mouth and one nose. They have different tails:one is LONG and one is SHORT, so as ears) Color LONG parts of the bodies.





Problem 6.

Lets play bowling, but before you start drawing the lines without lifting your pencils, can you please color the pins in the same pattern as your balls.

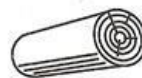


Problem 7.



Problem 8.

Color in green the objects that are long and in red the objects that are short. Find pairs.



Problem 9. Dear Parents. Below are directions on how to do this assignment:

1. Cut out 6 pictures=6 cards.
2. Tell your child a 6 pictures story of a butterfly with emotions.
3. Shuffle the cards and ask your child to put them in order as your child tells you a story now.
4. Repeat exercise for another 3-4 days and every day increase your child's vocabulary by adding more nouns or adjectives.
5. Last day, take another color sheet of paper and ask your child to glue the pictures in the order of the story. Good luck!

