


Exercise 1

Trace each way without lifting your pencil




Exercise 2.

Color the animal that does not belong .




Exercise 3.

Who is small? Who is big? Color large size animal only.




Color only small apples in green. Color big apples in red.




Exercise 4.

Name each animal. Try to group them. Color only the wild animals.



Exercise 5.


Name the animals and sound it makes. Can you circle the “animals” that starts with the letter B? Color the animal that starts with the letter C. Can you count how many animals are on each picture and put the same number of “sticks” or “dots” or write the number next to it.



Exercise 6.

-+

Pilgrims traveled by boat. Color in red the boat that is in the wide river path, and color the boat in blue that is in the narrow river path.



Exercise 7.

Count the number of shapes. Imagine you are a pilgrim. Build your own ship by first, coloring the shapes. Then, cut out the shapes and glue them back on a separate sheet of paper

