

Name:
Enrichment 3-4


September 24, 2017

Lesson#2


Exercise 1

Color

Trace and change color



Practice tracing number 1 starting at the dot.



Try writing 1 starting at the dot



Exercise 2

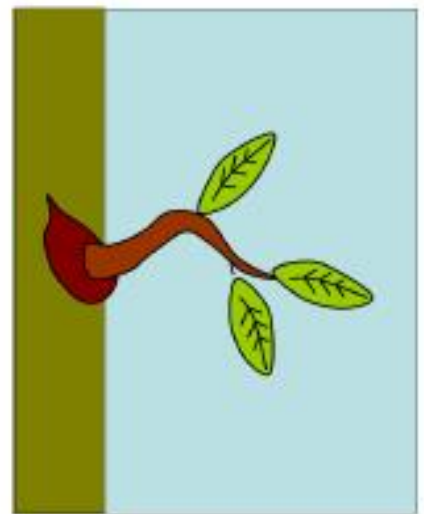
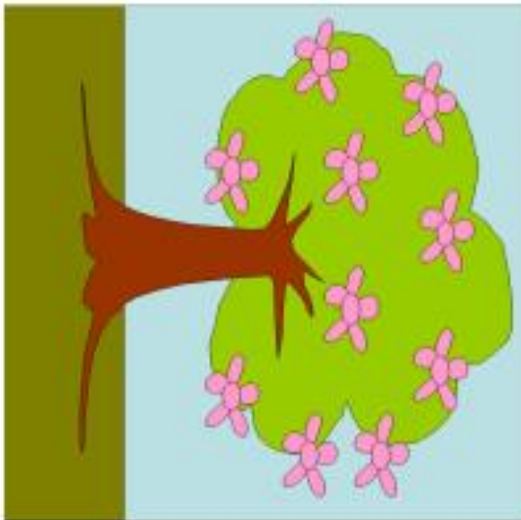

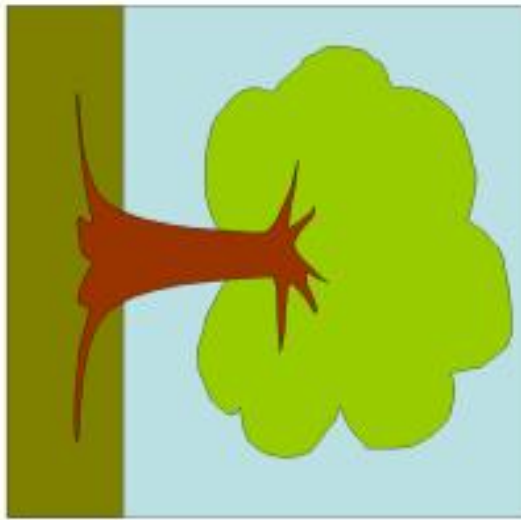
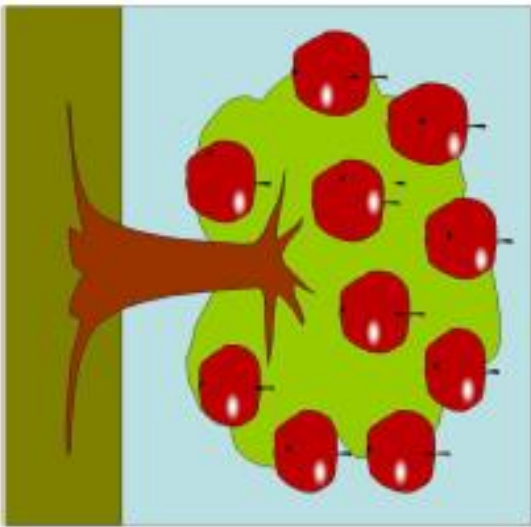
Help animals to get to their destinations.



Exercise 3


Dear parents, this task to be performed with children is as follows:

- 1. Tell a story about the apple seed to your child very emotionally, showing all the pictures one by one.
- 2. Cut (you or child) 6 images from the following page.
- 3. Mix all the pictures and ask your child to tell the story by putting pictures in the properly order. In 2-3 days, repeat the story but ask your child or help him/her to add more descriptive language(adjectives.i.e. red delicious apple)



Exercise 4.

Find 2 cars that are the same, name the shapes and color them.



Exercise 5.

Help chef to cook a vegetable soup. Connect all vegetables to a pot by lines. Name all the vegetables.

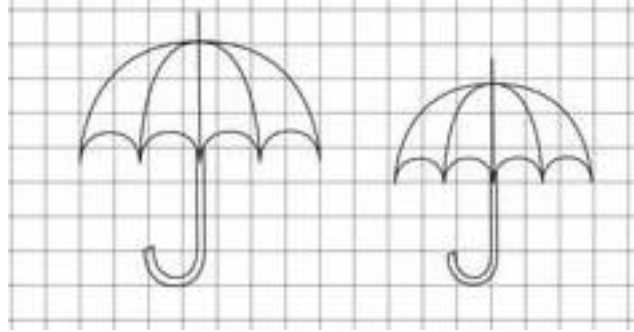


Exercise 6


What does not belong in each row?(please circle or "X" out)




Exercise 7 Color the small umbrella in red, the large umbrella in green



Color two ushrooms that looks the same



Help farm animals to find their farm house (draw the lines), and help to draw the way (a line) for all other animals to go back to forest.



What comes next? Circle one of two objects to the right.

