

Name:  
Enrichment

September 17, 2017

Classwork №1.


Exercise 1.

Group the objects. Connect them by a line. Explain. "MORE or LESS" concept.




**Exercise 2**      EASY    HARD                      INTERESTING    BORING

Color the flower in red, the balloon in yellow, the flag in green and the cup in blue



**Exercise 3.** Can you feed the bunnies? Are there enough carrots?




**Exercise 3**

EASY HARD

INTERESTING


BORING

**Exercise 4.** Name the objects and count . This is called a Number Line. Can you find 0 and 1? We need the number line to place the numbers as we learn them. There will be “neighbor” numbers before and after. For example, 0 comes before 1. What comes after 1?



**Exercise 5.**

Find what's DIFFERENT in each picture and circle it. Explain your findings.







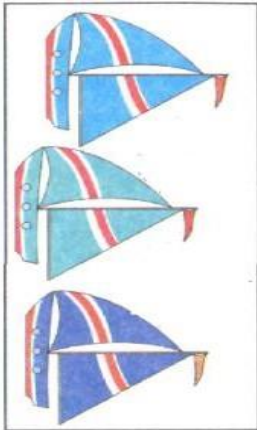
# Exercise 6

EASY

HARD

INTERESTING

BORING



6



5

4

3

2

1




# Exercise 7

EASY HARD

INTERESTING

BORING


## The Story of an Apple Tree




1



2




3



4



5



6

## Exercise 8

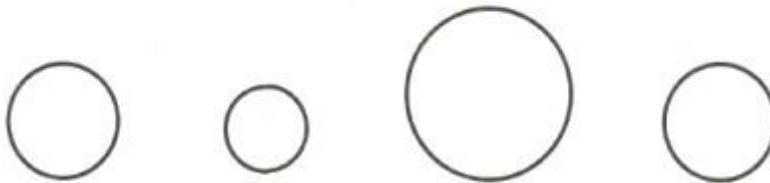
EASY

HARD

INTERESTING

BORING

Name and color each shape: red, green, yellow. Same, smallest, largest, a lot, many, single, one, more, less



## Exercise 9.

Find two cars that looks the SAME. Count the cars. Name the shapes that you recognize.

